

## Effectiveness Report

Time	Effectiveness
12 a.m. - 12:59 a.m.	0%
1 a.m. - 1:59 a.m.	0%
2 a.m. - 2:59 a.m.	0%
3 a.m. - 3:59 a.m.	0%
4 a.m. - 4:59 a.m.	0%
5 a.m. - 5:59 a.m.	0%
6 a.m. - 6:59 a.m.	0%
<b>7 a.m. - 7:59 a.m.</b>	<b>8%</b>
<b>8 a.m. - 8:59 a.m.</b>	<b>100%</b>
<b>9 a.m. - 9:59 a.m.</b>	<b>67%</b>
<b>10 a.m. - 10:59 a.m.</b>	<b>42%</b>
<b>11 a.m. - 11:59 a.m.</b>	<b>100%</b>
<b>12 p.m. - 12:59 p.m.</b>	<b>67%</b>
<b>1 p.m. - 1:59 p.m.</b>	<b>92%</b>
<b>2 p.m. - 2:59 p.m.</b>	<b>83%</b>
3 p.m. - 3:59 p.m.	0%
4 p.m. - 4:59 p.m.	0%
5 p.m. - 5:59 p.m.	0%
6 p.m. - 6:59 p.m.	0%
7 p.m. - 7:59 p.m.	0%
8 p.m. - 8:59 p.m.	0%
9 p.m. - 9:59 p.m.	0%
10 p.m. - 10:59 p.m.	0%
11 p.m. - 11:59 p.m.	0%

Shift	Effectiveness
<b>12 a.m. - 8 a.m.</b>	<b>1%</b>
<b>8 a.m. - 4 p.m.</b>	<b>69%</b>
4 p.m. - 12 a.m.	0%

<b>Overall Effectiveness</b>	<b>23%</b>
------------------------------	------------

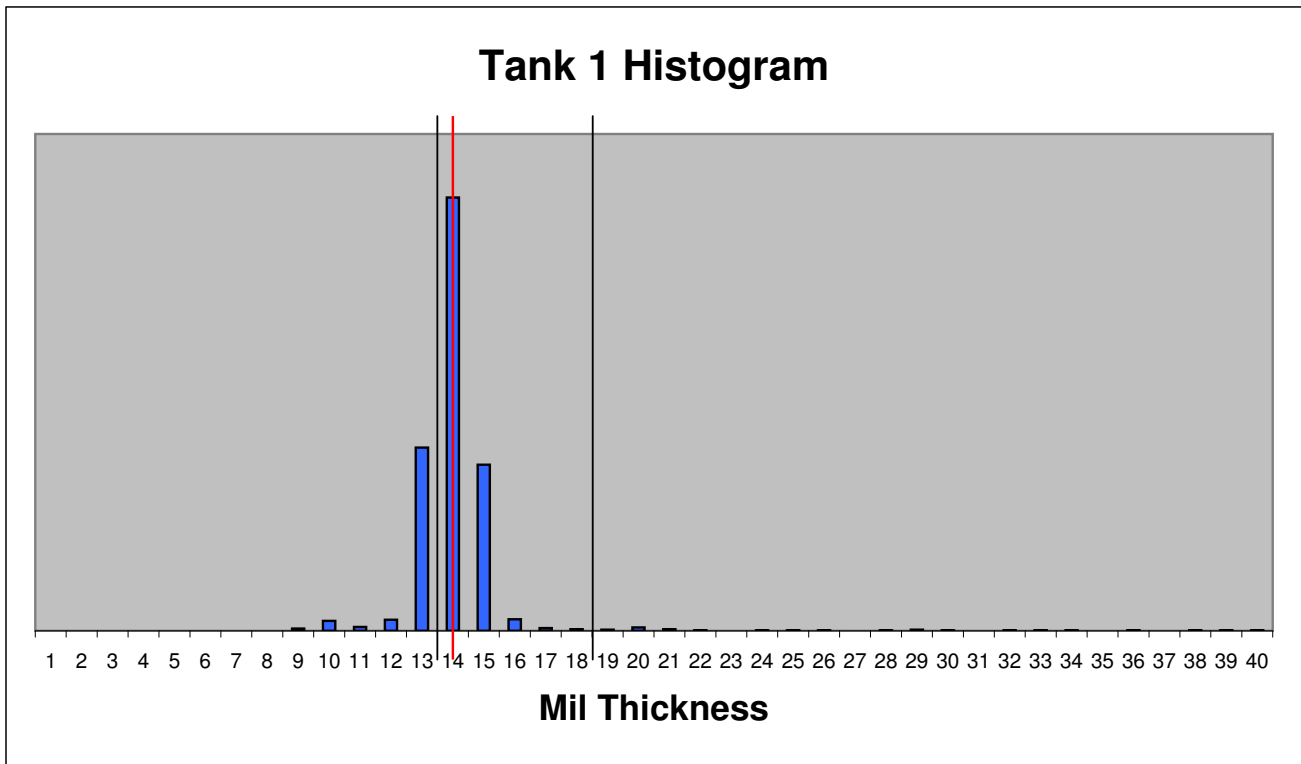
Driven distance (ft)	837395
Paint applied (ft)	430253

Pump 1 Paint Used (gal)	1905.3
Pump 2 Paint Used (gal)	0
Beads Used (lbs)	11096

ACTUAL REPORT GENERATED BY DATALINE NAVIGATOR SYSTEM ... SAMPLE (MI-0622-7)

**Please call (800) 446-4896 for questions or discussion**

### Tank 1 Histogram

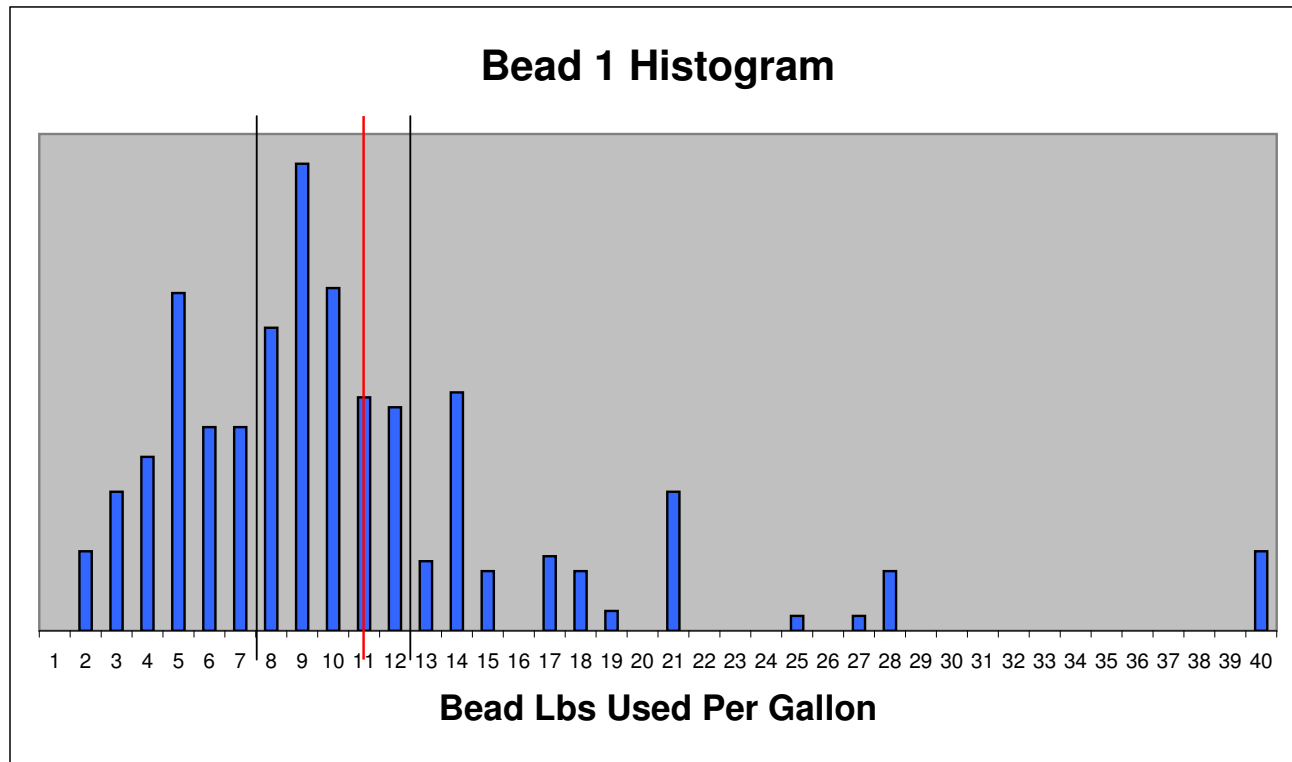


<b>Average Value</b>	14.14	<b>% Above Spec</b>	1.70%
<b>Maximum Value</b>	40	<b>% Below Spec</b>	25%
<b>Minimum Value</b>	9	<b>% Outside Spec</b>	26.70%
<b>Upper Spec Limit</b>	18	<b>Range of Values</b>	31
<b>Lower Spec Limit</b>	14	<b>Sigma</b>	2.15

ACTUAL REPORT GENERATED BY DATALINE NAVIGATOR SYSTEM ... SAMPLE (MI-0622-7)

**Please call (800) 446-4896 for questions or discussion**

### Bead 1 Histogram



<b>Average Value</b>	10.55	<b>% Above Spec</b>	23.50%
<b>Maximum Value</b>	40	<b>% Below Spec</b>	32.20%
<b>Minimum Value</b>	2	<b>% Outside Spec</b>	55.60%
<b>Upper Spec Limit</b>	12	<b>Range of Values</b>	38
<b>Lower Spec Limit</b>	8	<b>Sigma</b>	14.44

ACTUAL REPORT GENERATED BY DATALINE NAVIGATOR SYSTEM ... SAMPLE (MI-0622-7)

**Please call (800) 446-4896 for questions or discussion**

**Detailed Distance/Job Report**

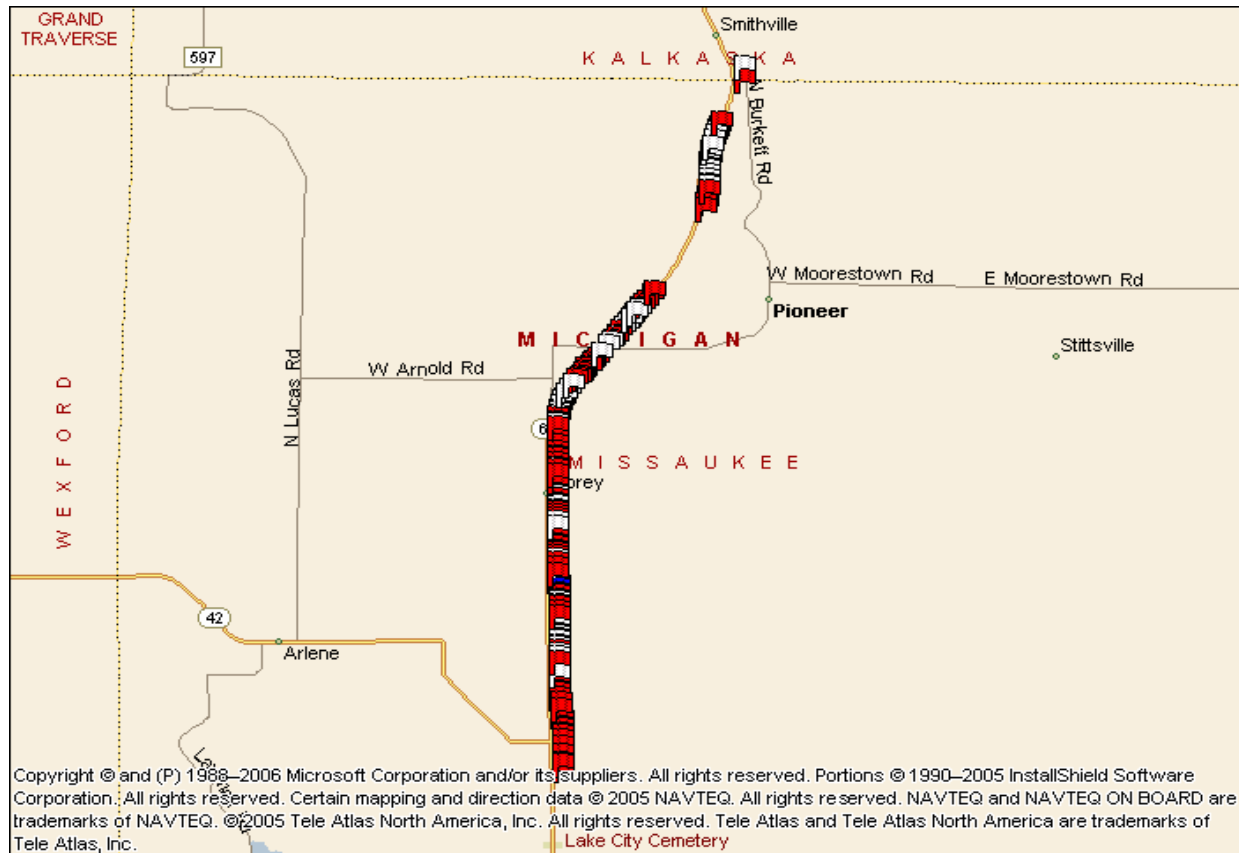
<b>Date Generated</b>	6/22/2007 15:04
<b>Truck Name/Code</b>	M-06

Job Name	Line Width (in)	Pump 1 Avg. Mils	Pump 2 Avg. Mils	Distance Painted (ft)	Distance Driven (ft)	Pump 1 Paint Applied (g)	Pump 2 Paint Applied (g)	Gallons Per Mile	Tank 1 Beads Used (lbs)	Tank 2 Beads Used (lbs)	Bead Pounds Per Gallon	Average Speed (mph)	Road Temp (f)	Air Temp (f)	Humidity (%)	Dew Point (f)
Job 1	3	13	0	120440	60942	259.4	0	11.3	654.1	0	2.5	16	31	51	89	46
Job 2	3.1	14	0	147210	74940	327	0	11.7	1434.9	0	4.4	15.7	71	52	89	48
Job 3	3	14	0	163581	84050	373.9	0	12.1	4281.8	0	11.5	16.2	99	63	57	46
Job 4	3	15	0	281381	145705	650.7	0	12.2	1863.2	0	2.9	15.8	109	65	62	48
Job 5	3	15	0	25865	13404	61	0	12.5	337.5	0	5.5	16	109	59	39	33
Job 6	3	15	0	98918	51212	233.3	0	12.5	2520	0	10.8	16	112	60	39	33

ACTUAL REPORT GENERATED BY DATALINE NAVIGATOR SYSTEM ... SAMPLE (MI-0622-7)

**Please call (800) 446-4896 for questions or discussion**

### Generated Mapping - Job 1 White



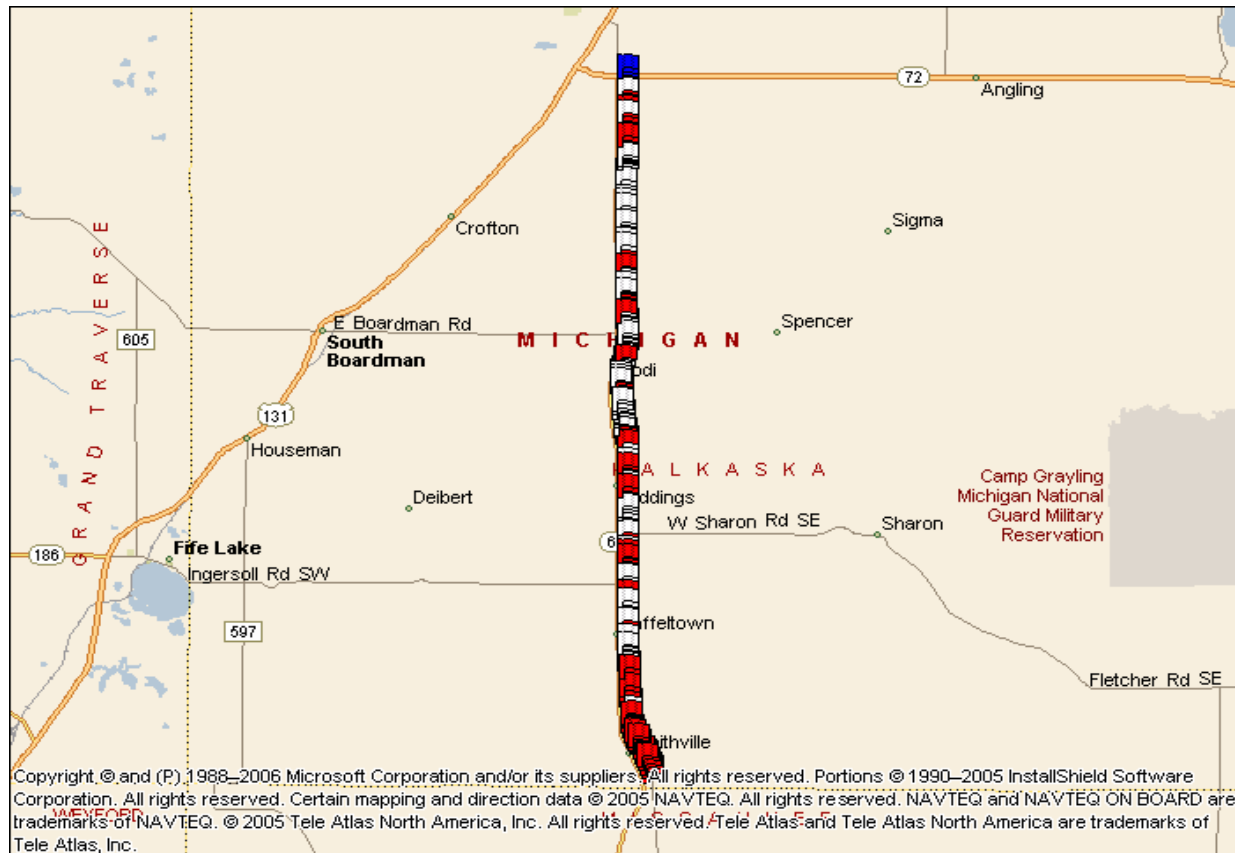
#### Generated by

Paint over spec limit	Blue	Upper spec limit	18 mils
White paint within spec limit	White		
Yellow paint within spec limit	Yellow		
Paint below spec limit	Red		12 mils

ACTUAL REPORT GENERATED BY DATALINE NAVIGATOR SYSTEM ... SAMPLE (MI-0622-7)

**Please call (800) 446-4896 for questions or discussion**

### Generated Mapping - Job 2 White



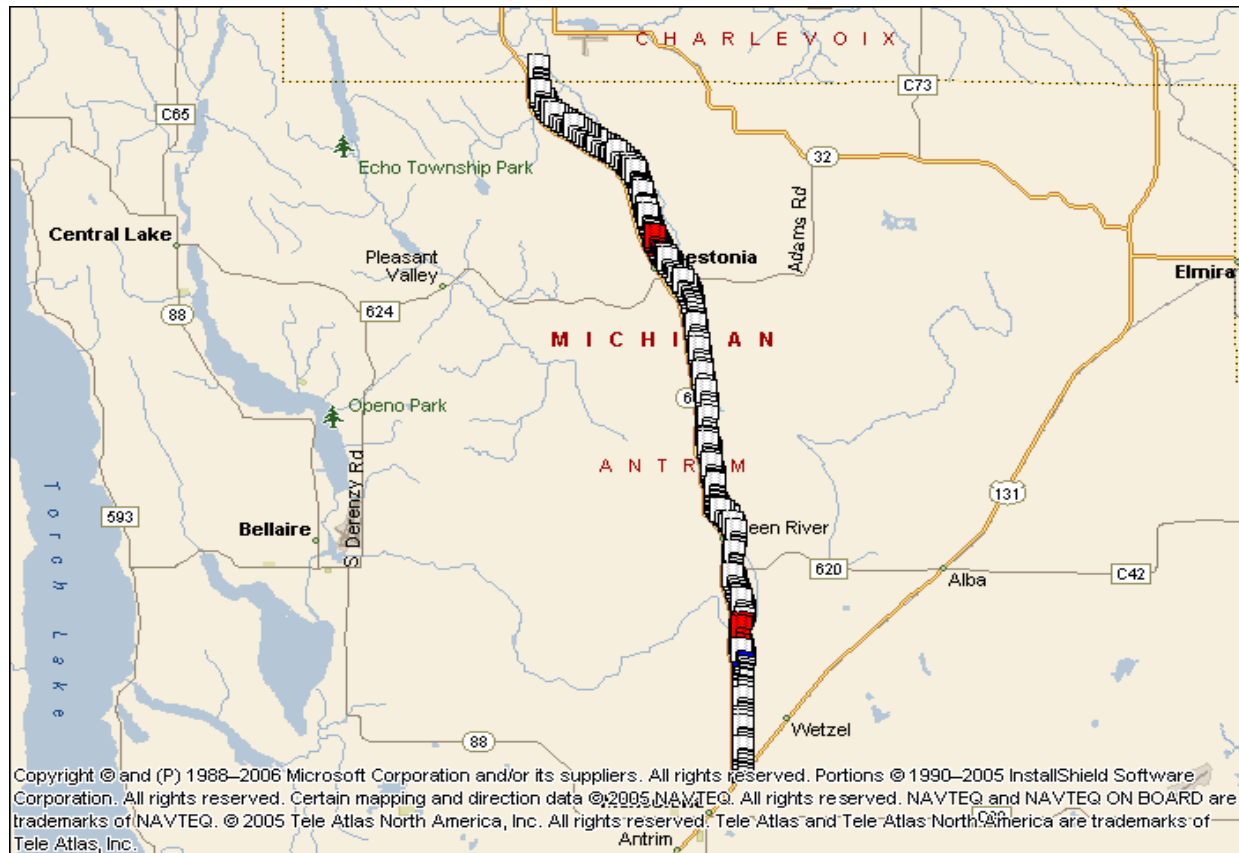
#### Generated by

Paint over spec limit		Upper spec limit	<b>18 mils</b>
White paint within spec limit			
Yellow paint within spec limit			
Paint below spec limit		<b>12 mils</b>	





ACTUAL REPORT GENERATED BY DATALINE NAVIGATOR SYSTEM ... SAMPLE (MI-0622-7)

**Please call (800) 446-4896 for questions or discussion**

### Generated Mapping - Job 3 White



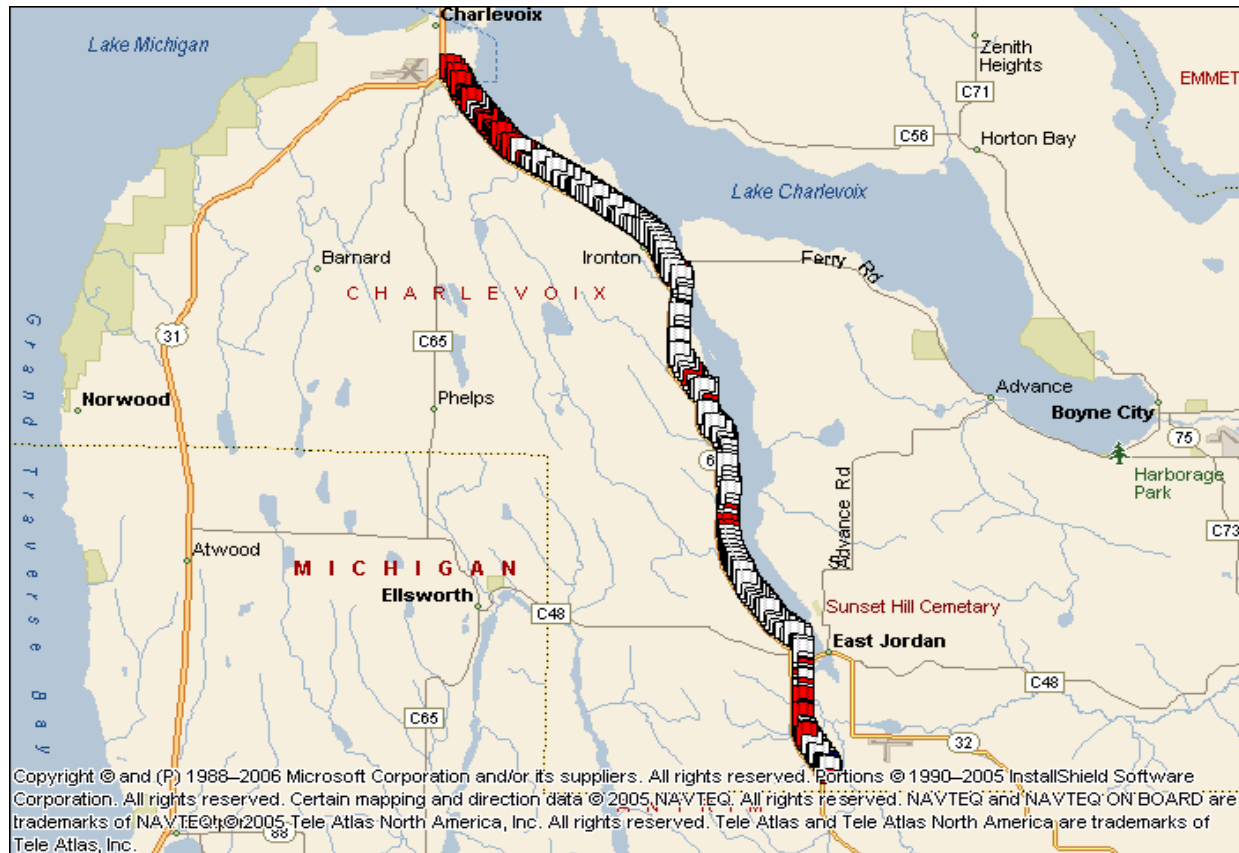
#### Generated by

Paint over spec limit		Upper spec limit	18 mils
White paint within spec limit			
Yellow paint within spec limit			
Paint below spec limit			12 mils

ACTUAL REPORT GENERATED BY DATALINE NAVIGATOR SYSTEM ... SAMPLE (MI-0622-7)

**Please call (800) 446-4896 for questions or discussion**

### Generated Mapping - Job 4 White



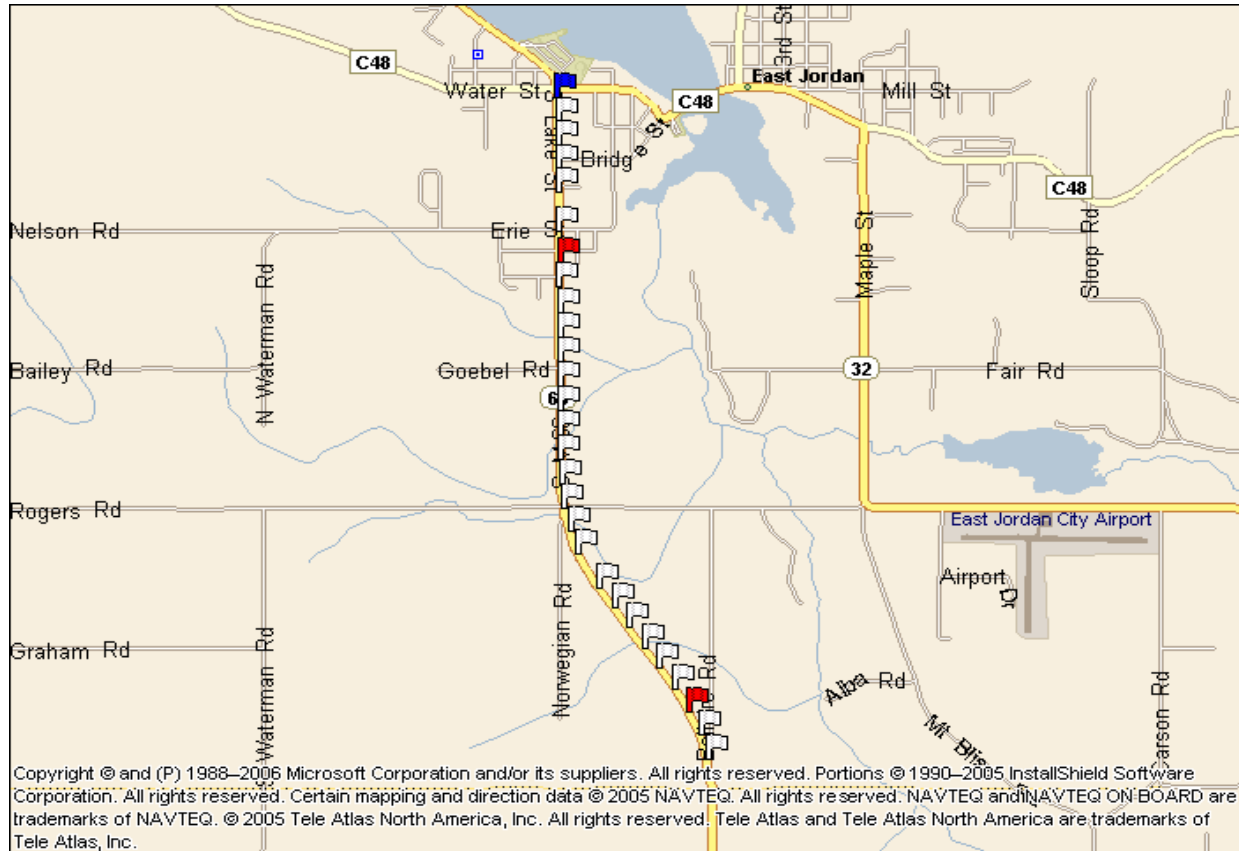
#### Generated by

Paint over spec limit	Blue	Upper spec limit	18 mils
White paint within spec limit	White		
Yellow paint within spec limit	Yellow		
Paint below spec limit	Red		12 mils

ACTUAL REPORT GENERATED BY DATALINE NAVIGATOR SYSTEM ... SAMPLE (MI-0622-7)





**Please call (800) 446-4896 for questions or discussion**

### Generated Mapping - Job 5 White



Copyright © and (P) 1988–2006 Microsoft Corporation and/or its suppliers. All rights reserved. Portions © 1990–2005 InstallShield Software Corporation. All rights reserved. Certain mapping and direction data © 2005 NAVTEQ. All rights reserved. NAVTEQ and NAVTEQ ON BOARD are trademarks of NAVTEQ. © 2005 Tele Atlas North America, Inc. All rights reserved. Tele Atlas and Tele Atlas North America are trademarks of Tele Atlas, Inc.

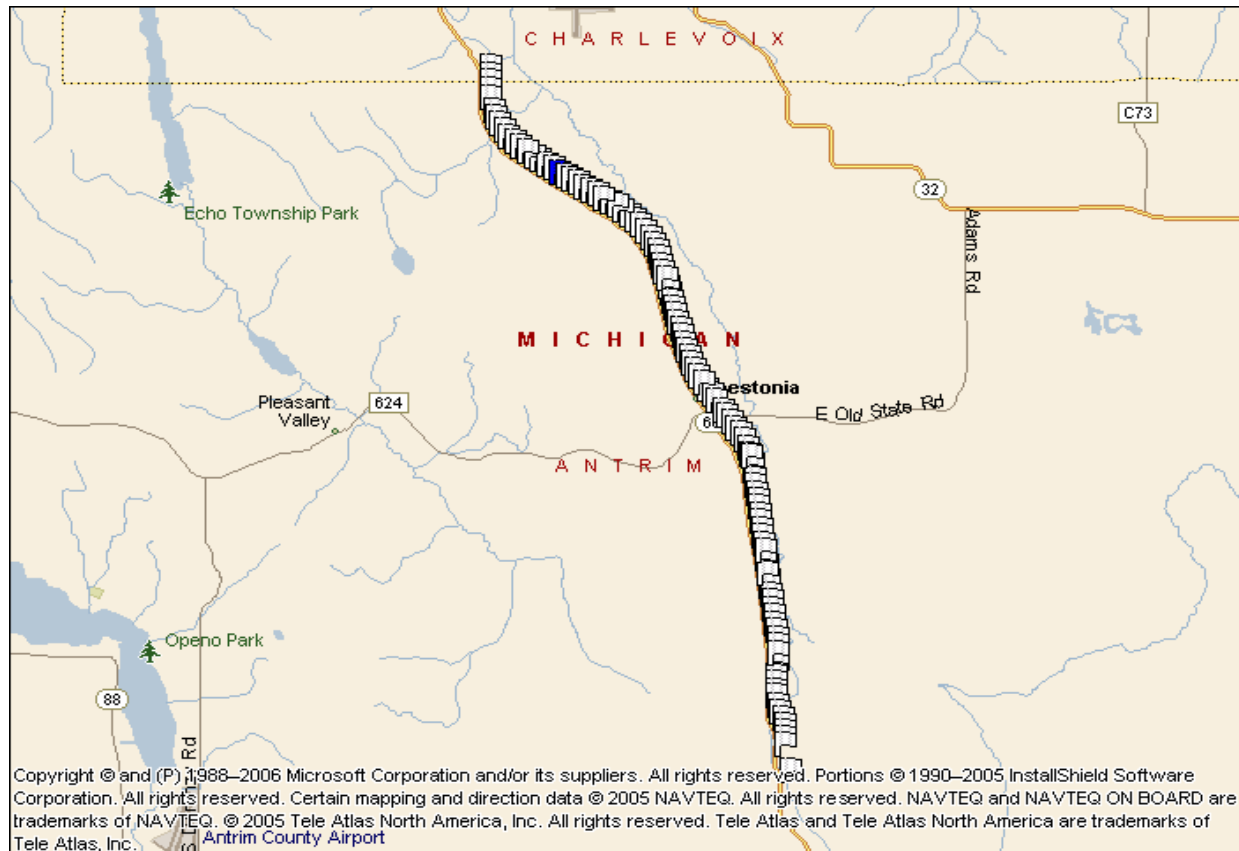
#### Generated by

Paint over spec limit		Upper spec limit	18 mils
White paint within spec limit			
Yellow paint within spec limit			
Paint below spec limit			12 mils





ACTUAL REPORT GENERATED BY DATALINE NAVIGATOR SYSTEM ... SAMPLE (MI-0622-7)

**Please call (800) 446-4896 for questions or discussion**

## Generated Mapping - Job6



### Generated by

Paint over spec limit		Upper spec limit	<b>18 mils</b>
White paint within spec limit			
Yellow paint within spec limit			
Paint below spec limit			<b>12 mils</b>

ACTUAL REPORT GENERATED BY DATALINE NAVIGATOR SYSTEM ... SAMPLE (MI-0622-7)

**Please call (800) 446-4896 for questions or discussion**